



## GAMESHEET INSTRUCTIONS FOR MANAGERS

**DASHBOARD** - Use the mobile-friendly dashboard website to view score sheets, track suspensions, generate reports, and manage your league

Schedule upcoming games

View score sheets from completed games

Sort & filter games in a multitude of ways

Customize criteria to flag games of interest

Manage your team's roster

Report on leagues, seasons, divisions, and teams

Manage access and permissions with user roles

From your computer or mobile device go to <https://www.gamesheetinc.com/>

Click on Log In (top RIGHT) corner

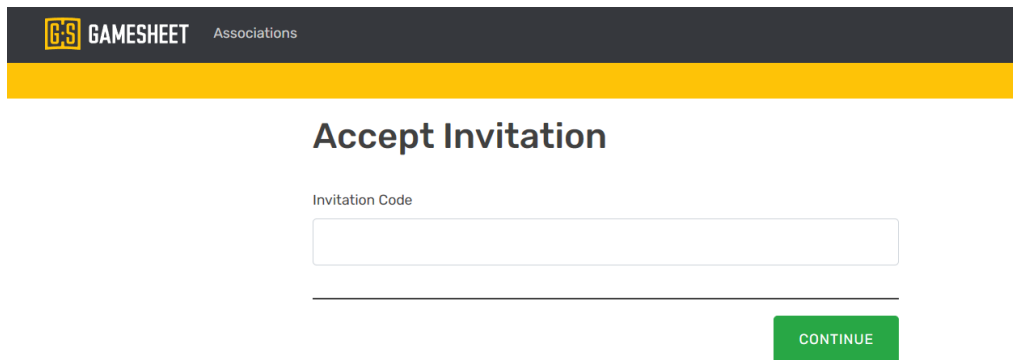
Enter your email and password (or Create a new account at the bottom) then click on Login to Dashboard

The screenshot shows the Gamesheet login page. At the top left is the G:S GAMESHEET logo. Below it is a dark grey header with a yellow bar. The main content area has a white background with the heading "Welcome Back!". There are two input fields: "Email" and "Password". Below the password field is a link for "Forgot password?". At the bottom left, there is a link "First time here? Create an account" and a green button labeled "LOGIN TO DASHBOARD". Below the login form, there is a section for "Supported browsers:" with icons for Chrome, Safari (Mac), Firefox, and Opera.

In the top RIGHT corner, click on the dropdown beside your name then click on Accept Invitation.

The screenshot shows the Gamesheet dashboard. At the top left is the G:S GAMESHEET logo and the text "Associations". At the top right is the user name "Jennifer Duncan" with a dropdown arrow. The dropdown menu is open, showing options: "Profile", "Email Notifications", "Accept Invitation", "Try Team Dashboard (Beta)", and "Logout". Below the header, the main content area has the heading "Associations" and the text "Total associations: 1". Below this is a table with a header row "TITLE" and one row containing "OMHA".

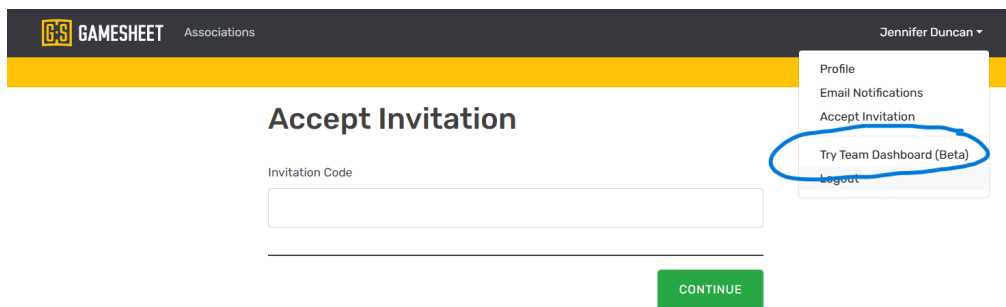
Enter the INVITATION CODE that was given to you then click enter. This code is specific to your team.



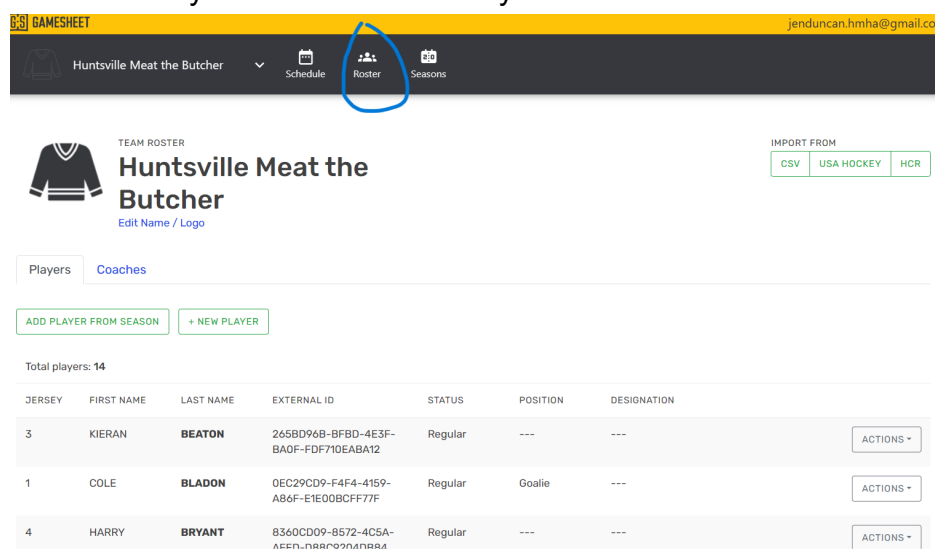
Verify that the correct team is listed and click Continue.

### TO ENTER YOUR ROSTER:

Click on the dropdown beside your name. Click on Try Team Dashboard.



Click on Roster - then you can start to enter your team.



JERSEY	FIRST NAME	LAST NAME	EXTERNAL ID	STATUS	POSITION	DESIGNATION	ACTIONS
3	KIERAN	BEATON	265BD96B-BFBD-4E3F-BA0F-FDF710EABA12	Regular	---	---	ACTIONS
1	COLE	BLADDN	0EC29CD9-F4F4-4159-AB6F-E1E00BCFF77F	Regular	Goalie	---	ACTIONS
4	HARRY	BRYANT	8360CD09-8572-4C5A-ACEE-D88B927448B4	Regular	---	---	ACTIONS